



**VASAVI COLLEGE OF ENGINEERING**  
**(Autonomous)**  
**Ibrahimbagh, Hyderabad -500 031**

**Report on Students Satisfaction Survey (SSS) for the A.Y. 2020-21**

Vasavi College of Engineering (VCE) is the institute which got embedded with the inherent closed loop system by which it corrects itself through the feedbacks/surveys on continuous basis. Students Satisfaction Survey (SSS) is one among such surveys. This survey includes the questionnaire recommended by NAAC. The organisation of survey, guidelines, questionnaire and the results is presented as follows.

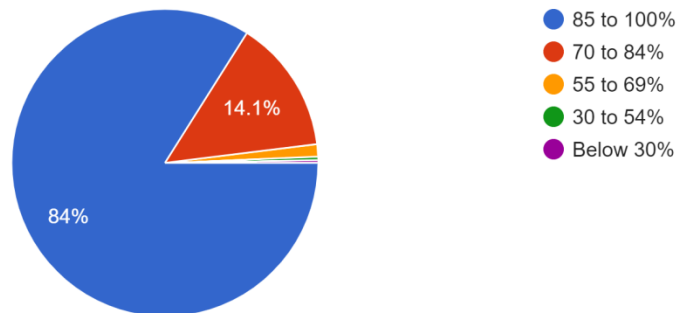
**Student Satisfaction Survey Key Indicator - 2.7.1 Under Criterion II of Teaching – Learning and Evaluation (Includes the questionnaire suggested by National Assessment and Accreditation Council (NAAC))**

Instructions to fill the questionnaire

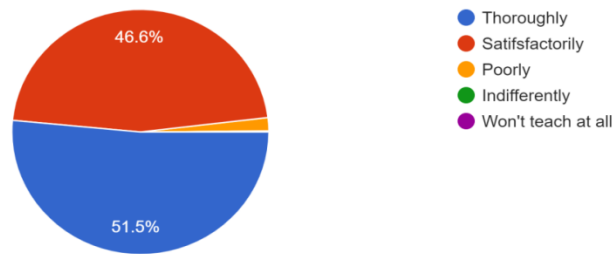
- All questions should be compulsorily attempted.
- Each question has five responses, choose the most appropriate one.

The responses given by the students for the questionnaire provided to the students are given below

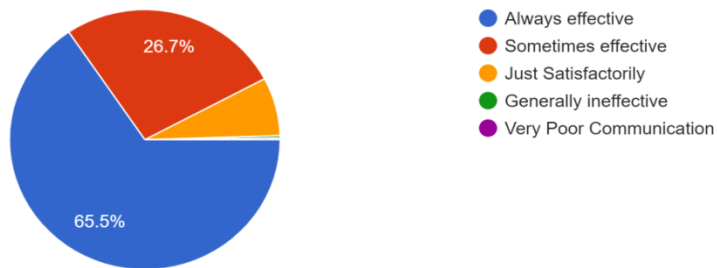
1. How much of the syllabus was covered in the class?



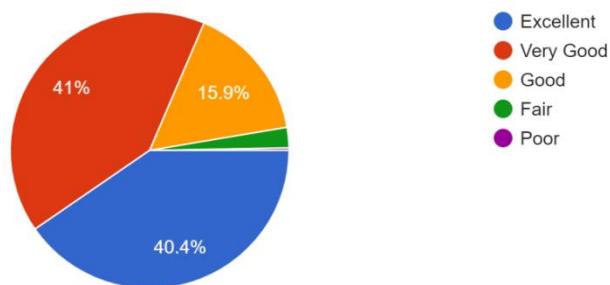
2. How well did the teachers prepare for the classes?



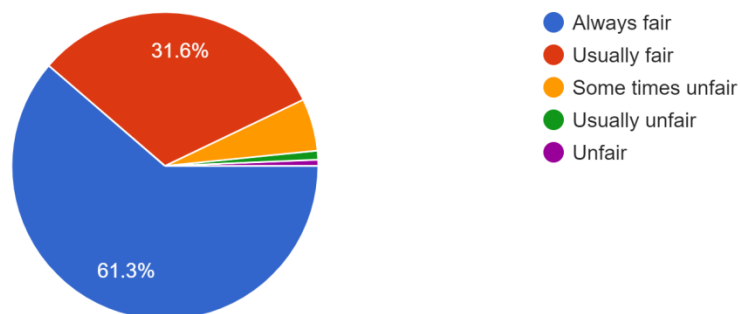
3. How well were the teachers able to communicate?



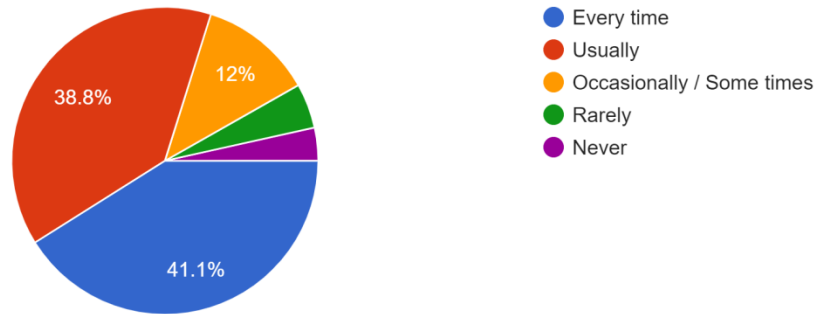
4. The teacher's approach to teaching can best be described as



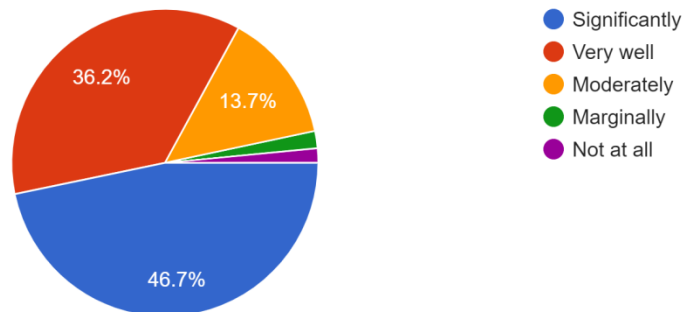
5. Fairness of the internal evaluation process by the teachers.



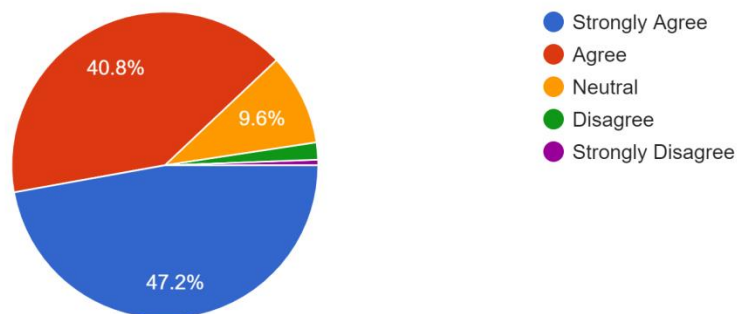
6. Was your performance in assignments discussed with you?



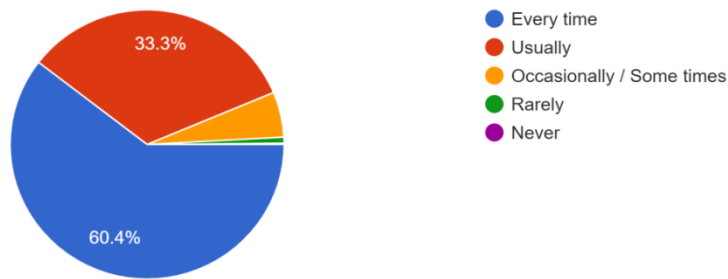
7. The teaching and mentoring process in your institution facilitates you in cognitive, social and emotional growth.



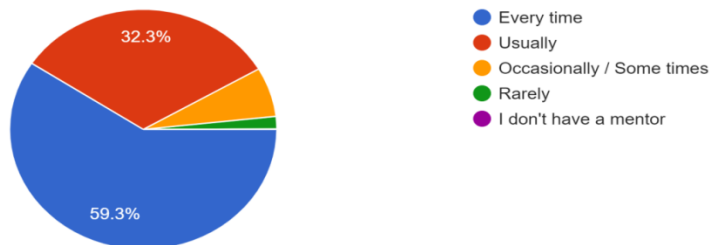
8. The institution provides multiple opportunities to learn and grow.



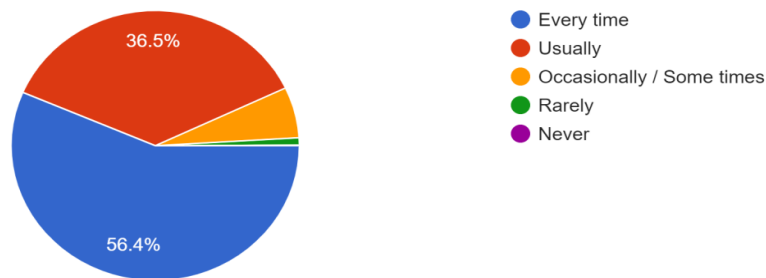
9. Teachers inform you about your expected competencies, course outcomes and programme outcomes.



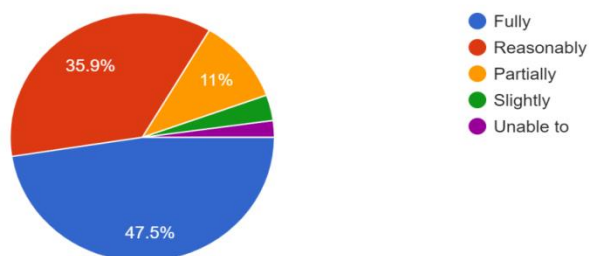
10. Your mentor does a necessary follow-up with an assigned task to you.



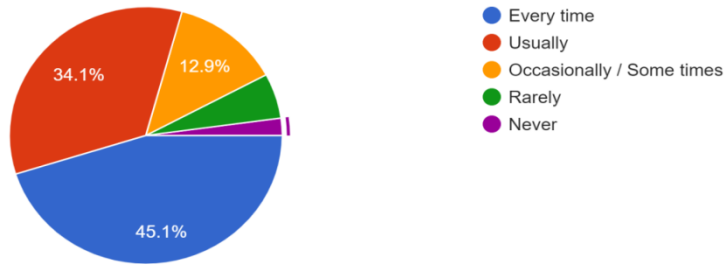
11. The teachers illustrate the concepts through examples and applications.



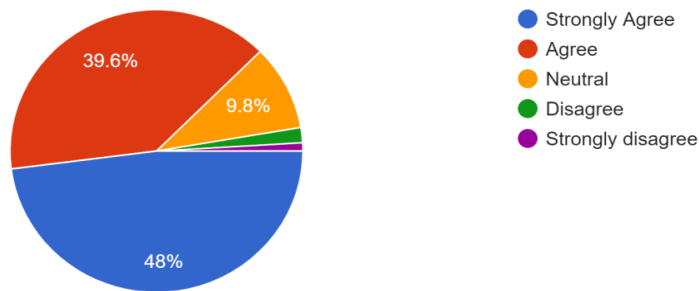
12. The teachers identify your strengths and encourage you with providing right level of challenges.



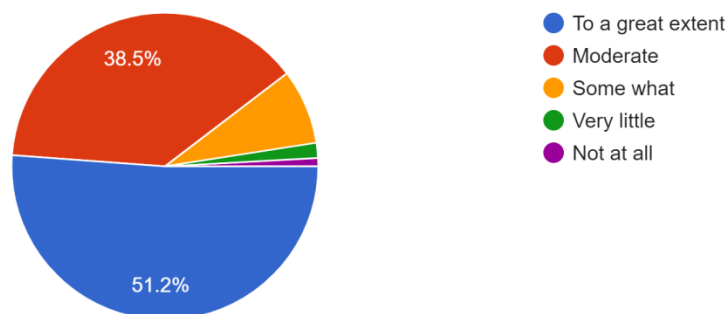
13. Teachers are able to identify your weaknesses and help you to overcome them.



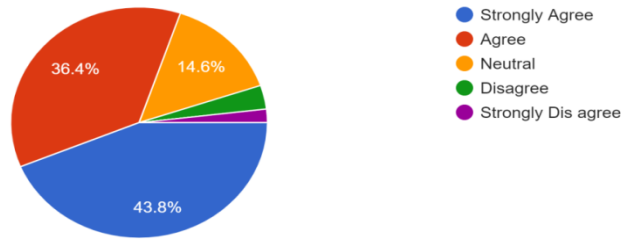
14. The institution makes an effort to engage students in the monitoring, review and continuous quality improvement of the teaching learning process.



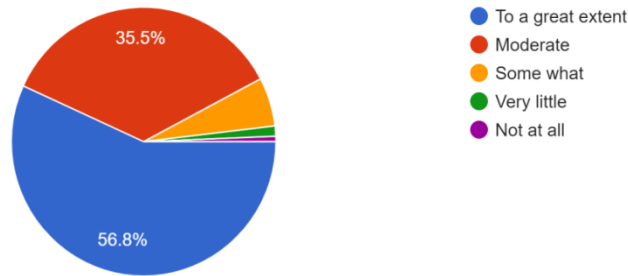
15. The institute/ teachers use student centric methods, such as experiential learning, participative learning and problem solving methodologies for enhancing learning experiences.



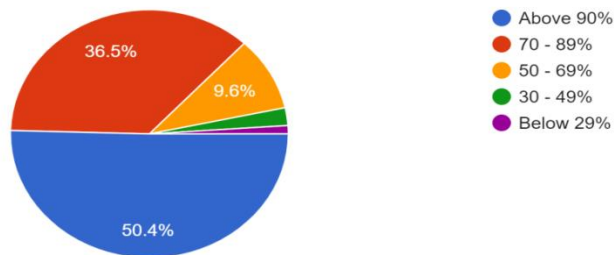
16. Teachers encourage you to participate in extracurricular activities



17. Efforts are made by the institute/ teachers to inculcate soft skills, life skills and employability skills to make you ready for the world of work.



18. What percentage of teachers use ICT tools such as LCD projector, Multimedia, etc. while teaching.



19. The overall quality of the teaching-learning process in your institute is very good.

